
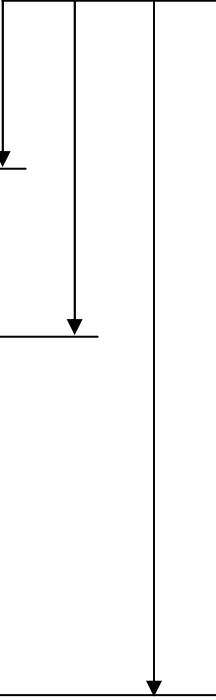


iSpanish!

We are learning exciting new things in Spanish this spring! In addition to colors, numbers, social greetings and farm animals, we will be introducing jungle animals, body parts, transportation and days of the week! Your child has Spanish twice a week, but feel free to work the new words they are learning into your routine every day!

<u>Numbers</u>		
Spanish	Pronunciation	English
uno	'oo-noh	one
dos	'dohs	two
tres	'tray-ss	three
cuatro	'kwah-troh	four
cinco	'sing-koh	five
seis	'say-ss	six
siete	see-'eh-tay	seven
ocho	'oh-cho	eight
nueve	noo-'eh-vay	nine
diez	dee-'ace	ten
once	'own-say	eleven
doce	'doh-say	twelve
trece	'tray-say	thirteen
catorce	kah-'tor-say	fourteen
quince	'keen-say	fifteen
dieciséis	dee-ay-see-'say-ss	sixteen
diecisiete	dee-ay-see-see-'eh-tay	seventeen
dieciocho	dee-ay-see-'oh-cho	eighteen
diecinueve	dee-ay-see-noo-'eh-vay	nineteen
veinte	'vein-tay	twenty

2s-3s-4s/School Age



Farm/Domestic Animals		
Spanish	Pronunciation	English
perro	'peh-rro	dog
gato	'gah-toh	cat
pez	'pace	fish
vaca	'vah-kah	cow
caballo	cah-'bah-yo	horse
pato	'pah-toh	duck
chanchó	'chahn-cho	pig



* We talk about what pets we have or what pets our friends and family has, ask your child to tell you what pets they have in Spanish!

Jungle Animals		
Spanish	Pronunciation	English
mono	'moh-no	monkey
serpiente	sehr-pee-'en-tay	snake
tigre	'tee-gray	tiger
elefante	eh-leh-'fahn-tay	elephant
pájaro	'pah-ha-roh	bird
león	lay-'ohn	lion
ratón	rah-'tone	mouse
mariposa	mah-ree-'poh-sah	butterfly



***This is what we have just mastered.**

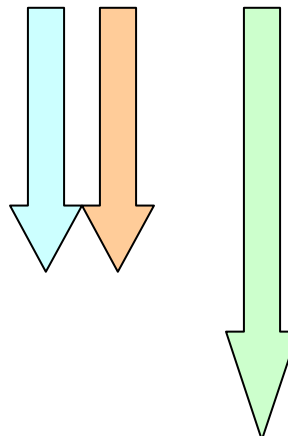
* If you go to the zoo or see a jungle animal on TV ask your child what animal it is in Spanish!

Body Parts		
Spanish	Pronunciation	English
cabeza	kah-'beh-sah	head
hombros	'oam-bros	shoulders
piernas	pee-'air-nahs	legs
pies	pee-'ace	feet
ojos	'oh-hohs	eyes
orejas	or-'eh-hahs	ears
boca	'boh-kah	mouth
nariz	nah-'reece	nose
estomago	es-'toh-mah-goh	stomach
manos	'mah-nohs	hands
bazos	'brah-sohs	arms
pelo	'peh-loh	hair




***We will be introducing body parts in May.**

2s - 3s - PK/School Agers




*We sing the “Head, shoulders, knees and toes” song with your children! It goes to the same tune as in English, but we use “piernas” and “pies” instead of “knees” and “toes” to make the song easier to sing. For example, the lyrics would “cabeza, hombros, piernas y pies (piernas y pies!)...cabeza, hombros, piernas y pies (piernas y pies!)...ojos, orejas, boca y nariz...cabeza, hombros, piernas y pies (piernas y pies!!)

Transportation		
Spanish	Pronunciation	English
barco	'bar-koh	boat
coche	'koh-chay	car
avión	ah-vee-'ohn	plane
tren	'trehn	train
autobús	ow-toh-'boos	bus
bicicleta	bee-see-'clay-tah	bicycle

***Look for transportation in late June.**

* When we cover this unit we are going to introduce cultural awareness too! For example, we might say, “If you take an airplane to Mexico, what language do they speak there? How about Argentina? Does everyone in the world speak one language or many languages? You can have this same discussion with your child: look at a map and ask your child where people speak Spanish!

Days of the Week		
Spanish	Pronunciation	English
lunes	loo-nehs	Monday
martes	mahr-tehs	Tuesday
miercoles	mee-'air-koh-lehs	Wednesday
jueves	whey-vays	Thursday
viernes	vee-air-nehs	Friday
sábado	sah-bah-doh	Saturday
domingo	doh-ming-goh	Sunday

***We will probably introduce days of the week in July.**

* We sing the “days of the week” song! (lunes...martes...miercoles, jueves, viernes...sabado, domingo...the days of the week!) Ask your child to sing it to you!